

# National Institutional Ranking Framework

Ministry of Education

Government of India

Welcome to Data Capturing System: MANAGEMENT

Submitted Institute Data for NIRF'2024'

Institute Name: I.I.R.W's, International Centre of Excellence in Engineering and Management, Pune-Aurangabad Highway, Pandharpur. [IR-M-C-34345]

## Sanctioned (Approved) Intake

Academic Year	2022-23	2021-22	2020-21	2019-20	2018-19	2017-18
PG [2 Year Program(s)]	120	60	-	-	-	-

## Total Actual Student Strength (Program(s) Offered by Your Institution)

(All programs of all years)	No. of Male Students	No. of Female Students	Total Students	Within State (Including male & female)	Outside State (Including male & female)	Outside Country (Including male & female)	Economically Backward (Including male & female)	Socially Challenged (SC+ST+OBC Including male & female)	No. of students receiving full tuition fee reimbursement from the State and Central Government	No. of students receiving full tuition fee reimbursement from Institution Funds	No. of students receiving full tuition fee reimbursement from the Private Bodies	No. of students who are not receiving full tuition fee reimbursement
PG [2 Year Program(s)]	103	31	134	134	0	0	60	69	55	0	0	74


## Placement & Higher Studies

### PG [2 Years Program(s)]: Placement & higher studies for previous 3 years

Academic Year	No. of first year students intake in the year	No. of first year students admitted in the year	Academic Year	No. of students graduating in minimum stipulated time	No. of students placed	Median salary of placed graduates(Amount in Rs.)	No. of students selected for Higher Studies
2019-20	45	45	2020-21	29	16	260000(Two Lacs Sixty Thousand)	0
2020-21	60	55	2021-22	6	5	275000(Two Lacs Seventy Five Thousand)	0
2021-22	60	66	2022-23	29	19	280000(Two Lac Eighty Thousand)	1

## Ph.D Student Details

Ph.D (Student pursuing doctoral program till 2022-23 Students admitted in the academic year 2023-24 should not be entered here.)			
		Total Students	
Full Time	0		
Part Time	0		
No. of Ph.D students graduated (Including Integrated Ph.D)			
	2022-23	2021-22	2020-21
Full Time	0	0	0
Part Time	0	0	0



CAMPUS DIRECTOR  
International Centre of  
Excellence In Engg. & MGM  
Aurangabad



## Financial Resources: Utilised Amount for the Capital expenditure for previous 3 years

Academic Year	2022-23	2021-22	2020-21
	Utilised Amount	Utilised Amount	Utilised Amount
Annual Capital Expenditure on Academic Activities and Resources (excluding expenditure on buildings)			
Library ( Books, Journals and e-Resources only)	5271 (Five Thousand Two Hundred Seventy One)	0 (Zero)	0 (Zero)
Expenditure on setting up/upgradation of laboratory	0 (Zero)	0 (Zero)	0 (Zero)
Other expenditure on creation of Capital Assets (For setting up classrooms, seminar hall, conference hall, library excluding expenditure on Land, Building, Roads etc.)	0 (Zero)	0 (Zero)	2955 (Two Thousand Nine Hundred Eighty Five)

## Financial Resources: Utilised Amount for the Operational expenditure for previous 3 years


Academic Year	2022-23	2021-22	2020-21
	Utilised Amount	Utilised Amount	Utilised Amount
Annual Operational Expenditure			
Salaries (Teaching and Non Teaching staff)	5085140 (Fifty Lacs Eighty Five Thousand One Hundred Fourty )	4288829 (Fourty Two Lacs Eighty Eight Thousand Eight Hundred Twenty Nine)	4959388 (Fourty Nine Lacs Fifty Nine Thousand Three Hundred Eighty Eight)
Maintenance of Academic Infrastructure or consumables and other running expenditures(excluding maintenance of hostels and allied services,rent of the building, depreciation cost, etc)	3758612 (Thirty Seven Lacs Fifty Eight Thousand Six Hundred Twelve)	1444076 (Fourteen Lacs Fourty Four Thousand Seventy Six)	2705432 (Twenty Seven Lacs Five Thousand Four Hundred Thirty Two)
Seminars/Conferences/Workshops	21857 (Twenty One Thousand Eight Hundred Fifty Seven)	0 (Zero)	22000 (Twenty Two Thousand )

## Sponsored Research Details

Financial Year	2022-23	2021-22	2020-21
Total no. of Sponsored Projects	0	0	0
Total no. of Funding Agencies	0	0	0
Total Amount Received (Amount in Rupees)	0	0	0
Amount Received in Words	Zero	Zero	Zero

## Consultancy Project Details

Financial Year	2022-23	2021-22	2020-21
Total no. of Consultancy Projects	0	0	0
Total no. of Client Organizations	0	0	0
Total Amount Received (Amount in Rupees)	0	0	0
Amount Received in Words	Zero	Zero	Zero

  
**CAMPUS DIRECTOR**  
 International Centre of  
 Excellence In Engg. & MGMT  
 Aurangabad

## Executive Development Program/Management Development Programs

Financial Year	2022-23	2021-22	2020-21
----------------	---------	---------	---------




Total no. of Executive Development Programs/ Management Development Programs	0	0	0
Total no. of Participants	0	0	0
Total Annual Earnings (Amount in Rupees)(Excluding Lodging & Boarding Charges)	0	0	0
Total Annual Earnings in Words	Zero	Zero	Zero

**PCS Facilities: Facilities of physically challenged students**

1. Do your institution buildings have Lifts/Ramps?	Yes, more than 80% of the buildings
2. Do your institution have provision for walking aids, including wheelchairs and transportation from one building to another for handicapped students?	Yes
3. Do your institution buildings have specially designed toilets for handicapped students?	Yes, more than 80% of the buildings

**Faculty Details**

Srno	Name	Age	Designation	Gender	Qualification	Experience (In Months)	Currently working with institution?	Joining Date	Leaving Date	Association type
1	Manisha Narayan Dabhade	31	Assistant Professor	Female	MBA	60	Yes	07-01-2019	—	Adhoc / Contractual
2	Sayali Sunil Jain	29	Assistant Professor	Female	MBA	36	Yes	09-12-2020	—	Adhoc / Contractual
3	Dr Deepmala Biradar	43	Assistant Professor	Female	MBA	192	Yes	14-06-2021	—	Adhoc / Contractual
4	Abhilash Bhaiyasaheb Deshmukh	31	Assistant Professor	Male	MBA	36	Yes	01-03-2021	—	Adhoc / Contractual
5	Amol Supdu Adik	33	Assistant Professor	Male	MBA	108	Yes	16-09-2021	—	Adhoc / Contractual
6	Sheknath Ratnakar Chavan	32	Assistant Professor	Male	MBA	36	Yes	01-04-2021	—	Adhoc / Contractual
7	Vinay Shankar Hatole	46	Assistant Professor	Male	MBA	144	Yes	04-04-2022	—	Adhoc / Contractual
8	Anup Desai	49	Assistant Professor	Male	MBA	36	Yes	01-01-2022	—	Adhoc / Contractual
9	Sajid Jamadar	44	Assistant Professor	Male	MBA	24	Yes	31-12-2021	—	Adhoc / Contractual
10	Amit Rathi	44	Assistant Professor	Male	MBA	120	Yes	01-01-2022	—	Adhoc / Contractual
11	Kanchan Barode	32	Assistant Professor	Female	MBA	45	Yes	01-04-2020	—	Adhoc / Contractual
12	Vinodkumar Bandge	47	Assistant Professor	Male	MBA	30	Yes	18-02-2020	—	Adhoc / Contractual
13	Ganesh Barde	28	Assistant Professor	Male	MBA	24	Yes	18-02-2020	—	Adhoc / Contractual

  
**CAMPUS DIRECTOR**  
 International Centre of  
 Excellence In Engg. & MGMT.  
 Aurangabad

